

VOLVO CONSTRUCTION EQUIPMENT

# C-SERIES SKID STEER LOADERS

610-1 180 kg (1,345-1,180 lb), 36-55 kW (47-92 hp)



# A PASSION FOR PERFORMANCE.

At Volvo Construction Equipment, we're not just coming along for the ride. Developing products and services that raise productivity – we are confident we can lower costs and increase profits for industry experts. Part of the Volvo Group, we are passionate about innovative solutions to help you work smarter – not harder.

## Helping you to do more

Doing more with less is a trademark of Volvo Construction Equipment. High productivity has long been married to low energy consumption, ease of use and durability. When it comes to lowering life-cycle costs, Volvo is in a class of its own.

## Designed to fit your needs

There is a lot riding on creating solutions that are suited to the particular needs of different industry applications. Innovation often involves high technology – but it doesn't always have to. Some of our best ideas have been simple, based on a clear and deep understanding of our customers' working lives.



## You learn a lot in 175 years

Over the years, Volvo has advanced solutions that have revolutionized the use of construction equipment. No other name speaks Safety louder than Volvo. Protecting operators, those around them and minimizing our environmental impact are traditional values that continue to shape our product design philosophy.

## We're on your side

We back the Volvo brand with the best people. Volvo is truly a global enterprise, one that is on standby to support customers quickly and efficiently – wherever they are.

## We have a passion for performance.

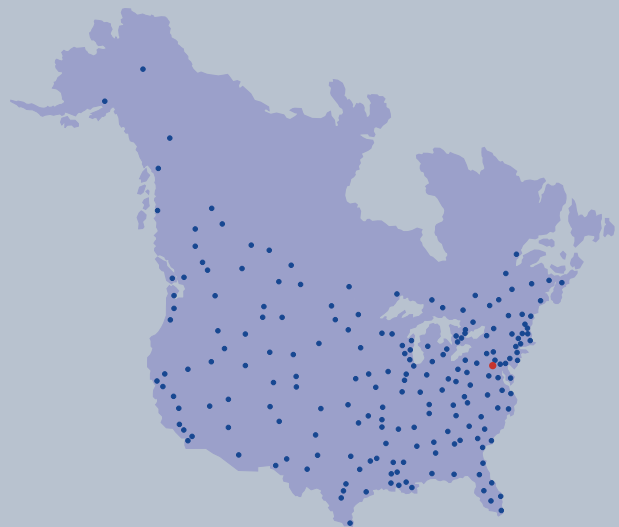
### A strong, dedicated, capable dealer network.

Our dealers are strategically located throughout North America to provide the equipment you need and the parts and service support you demand for a productive and profitable operation.

The strength of our dealer network is enhanced with extensive individualized product and product support training at our state-of-the-art Technical Training Center in Asheville and through hands-on training. At our nearby 80-acre Product Demonstration Center, visitors operate equipment from our entire product line under a variety of simulated working conditions. Both facilities are in year-round use by our dealers and customers – more than 2,000 visit each year. **Building the best starts right here.**

The products designed and manufactured by Volvo Construction Equipment have their beginnings at the most advanced Research & Design centers in the industry. Volvo CE machines are designed in 11 R&D centers and produced in 15 manufacturing facilities across the world.

The major R&D center and manufacturing plant in the Americas is located in Shippensburg, Pennsylvania. This facility has been in operation for over 30 years and – with its recently added 200,000 sq. ft. expansion – now covers 570,000 sq. ft. on an 80 acre campus. Dedicated work teams and highly advanced technologies and techniques using the Volvo Production System ensure continuous quality improvements, labor savings and cost control to reach the high quality that our customers have come to expect from Volvo.





Mack Trucks



Volvo Construction Equipment



Volvo Penta



Volvo Trucks



Renault Trucks



UD Trucks



Volvo Buses



Volvo Aero



Volvo Financial Services

# WORK COMFORTABLY.

It's proven that less fatigue means more productivity. The Volvo cab has it all. It features comfortable operation, both at the controls and in regard to its low noise level. It also has plenty of personal space to make operators feel more at ease.

## Comfort cab

The new skid steer loader cab is spacious and safe. It meets the ROPS/FOPS safety standards and offers operators 27% more space over previous models. Increased comfort means extended operator productivity.

## Ample storage

Storage space is conveniently located under the left hand armrest. This easily accessible area gives the operator a secure place to store personal items such as keys. There is also a 12V power outlet here.



## Interior noise

All models – both canopy and enclosed cab – are designed to limit noise in and around the operator environment. Less noise reduces operator fatigue and creates a more comfortable working environment.

## Instrument consoles

Two consoles, positioned in the upper front cab corners, provide easy to read gauges. Simply presented instruments, situated for operator comfort, ensure easy viewing.

# EASIER SERVICE. LONGER LIFE.

Access greater uptime with user-friendly serviceability. Perform routine daily checks or access major components – it's all within easy access. This means you spend less time maintaining your machine and more time earning money.

## O-ring face seals

Hydraulic connections use o-ring face seal (ORFS) fittings to eliminate hydraulic leaks. ORFS connectors reduce downtime and service costs by providing a 100% leak free joint.



## Loader pivot pins

Our loader arm pivot pins are larger and therefore stronger than those used by competitors. They effectively distribute the load over the single arm design for longevity and durability.



## Cab tilt

The entire cab can easily be tilted forward by one person with the removal of two bolts from the inside. Gas struts lock into place for simple, safe and quick access to key internal components.

# TAKE A SPIN AROUND.

## Vertical lift

Ideal lift, height and reach for truck loading and material handling applications.



## Loader design

Single loader arm design for performance, durability, improved visibility and enhanced side-entry cab access.

## Radial lift

Ideal loader path for heavy duty attachments and ground engaging applications.



## Customer support

Volvo will support your skid steer loader with all the parts and service assistance you need.

## Attachments

The versatility and power to use a wide range of attachments in a multitude of applications.





### **Cab**

Designed for space, safety and comfort with ROPS/FOPS and large emergency exit.

### **Versatility**

Increased flexibility to handle more jobs with just one machine.



### **Cab access**

Safer side entry access eliminates the need to climb over a muddy and slippery bucket or attachment.



### **Visibility**

Single tower loader arm and large top window for all-around, class-leading visibility.



### **Service access**

Simple, safe access to all service and maintenance areas with a forward-tilting cab and a large rear compartment door.



# ATTACH AND GO.

Unleash your machine's true potential with our extensive range of attachments. Our attachments work hard for you increasing your productivity and profitability across segments including building, landscaping, demolition and road construction.

## A sample of some of the attachments offered



**6 in 1 bucket**

Provides versatile material handling to dig, load, dump, push, grapple and level. Adds machine flexibility for a wide range of applications. Provides good visibility to the attachment edge.



**Auger**

Powerful, smooth and easy for fast, effective ground hole drilling. Accepts multiple auger bits for application versatility. Hydraulically powered. Protected couplings for dependability, long life and lower costs.



**Broom**

A wide range of brooms are available for versatility to suit multiple applications. Ideal for fast and effective site cleanup, public maintenance, debris pickup and more. Provides an optimal view for safe, quick work.



**Dozer blade**

Heavy-duty, dozer blade effectively pushes and removed material. Replaceable wear parts prolong life. Optimum pushing power for fast work in heavy conditions. Year-round versatility, for use in snow and loose dirt.



**Hydraulic breaker**

Break through hard materials quickly and easily! Delivering consistent impact energy and superior performance, diaphragm breakers require much less maintenance.



**Landscape bucket**

Provide versatility and material retention. Long bucket floor length for excellent material retention. Optimal view of the cutting edge or fast, precision grading. Durable, long lasting performance even in tough conditions.



**Pallet forks**

For pallet and material handling. Heavy-duty design provides fork strength to handle all the loads. Maximum open space between frame structure. Ideal visibility for fast, safe material handling.



**Scrap grapple**

The easy way to handle bulky or loose material of varying sizes, not just in scrap applications. High-capacity handling with outstanding material retention. Provides excellent ground visibility for safe handling. Strength and durability for long life.



**Trencher**

Ideal for utility trenching and pipe laying. High torque hydraulic motor. Heavy-duty design for dependability and long life. Provides maximum digging power for faster work. Greater versatility for increased profit opportunity.



# STRENGTH TO SUPPORT YOU AND YOUR BUSINESS.

The day you receive your new Volvo skid steer loader is just the start of your working relationship with Volvo. From service and maintenance to our CareTrack telematics system – Volvo has a comprehensive and sophisticated aftermarket portfolio to continuously add value to your business.



**CareTrack** - Volvo's telematics system works with our exclusive machine tracking info system, MATRIS, using guided diagnostics to track and analyze machines remotely - minimizing costs and maximizing uptime.



**Customer Support Agreements** - Gives you peace of mind by reducing total ownership costs, maximizing uptime, and distributing maintenance and major repair costs.



**Attachments** - Providing customers with a wide variety of attachments keep your machine working and open up new job opportunities.

Volvo designed and built your machines, so no-one knows how to keep them working in top condition more than us. When it comes to your machine, our Volvo trained technicians are the experts.


Our technicians work with industry leading diagnostic tools and techniques, using only Genuine Volvo Parts to deliver the highest levels of quality and service. Talk to your Volvo dealer about how genuine Volvo services can best provide the service and maintenance plan that is the right fit for you and your business.

State-of-the-art machines require state-of-the-art support and your Volvo dealer can provide a catalogue of services designed to get the most out of your machine, helping you maximise uptime, productivity and residual value. Your Volvo dealer can provide a number of sophisticated support offers, including:

Service plans ranging from routine wear inspections, through to comprehensive maintenance and repair agreements.

Analysis and diagnostics to help you understand how your machine is running, highlight potential maintenance issues and identify where performance can be improved.

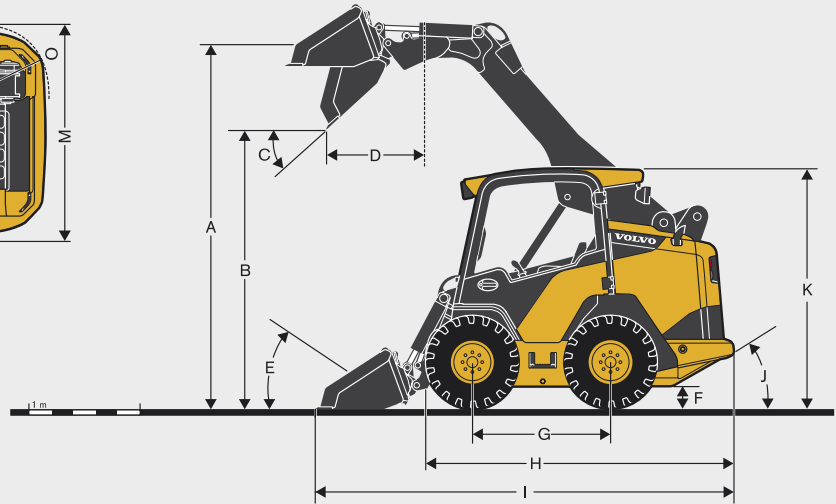
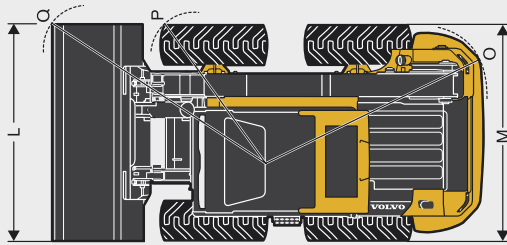
Eco Operator training courses can help your operators work towards a safer, more productive and fuel efficient performance.



# VOLVO C-SERIES SKID STEER LOADERS IN DETAIL.



	Units	MC60C	MC70C	MC85C	MC95C
<b>Engine</b>					
Model		404D-22	404D-22T	404D-22T	404D-22T
Cylinders		4	4	4	4
Fuel type		Diesel	Diesel	Diesel	Diesel
Displacement	cm <sup>3</sup> (in <sup>3</sup> )	2 200 (134)	2 200 (134)	2 200 (134)	2 200 (134)
Aspiration		Naturally aspirated	Turbo	Turbo	Turbo
Cooling system		Liquid	Liquid	Liquid	Liquid
<b>Horsepower</b>					
SAE gross power	kW (hp)	35.7 (47.9)	44.7 (59.9)	44.7 (59.9)	44.7 (59.9)
SAE net power	kW (hp)	35.1 (47.1)	43.9 (58.9)	43.9 (58.9)	43.9 (58.9)
@ engine speed	@ rpm	2,600	2,800	2,800	2,800
Max. gross torque	Nm (lb-ft)	143 (105)	189 (138)	189 (138)	189 (138)
@ engine speed	@ rpm	1,800	1,800	1,800	1,800
Max. no load speed	rpm	2,800	3,025	3,025	3,025
<b>Electrical system</b>					
Battery		12 V - 1,000 CCA	12 V - 750 CCA	12 V - 750 CCA	12 V - 750 CCA
Alternator	Ah	65	85	85	85
Starter	kW (hp)	2.0 (2.72)	2.0 (2.72)	2.0 (2.72)	2.0 (2.72)
<b>Drivetrain</b>					
Tires/tracks		12 x 16.5 - 8 pr	12 x 16.5 - 8 pr	12 x 16.5 - 8 pr	12 x 16.5 - 8 pr
<b>Hydraulics system-loader</b>					
Std hydraulic pump output flow @ 2,200 rpm	lpm (gpm)	70.0 (18.5)	70.0 (18.5)	70.0 (18.5)	70.0 (18.5)
High flow pump output @ rated rpm	lpm (gpm)	-	100 (26.4)	100 (26.4)	100 (26.4)
Engine speed	@ rpm	2,800	2,800	2,800	2,800
System pressure	bar (psi)	230 (3,335)	230 (3,335)	230 (3,335)	230 (3,335)
<b>Service capacities</b>					
Cooling system	l (gal)	15 (4.0)	15 (4.0)	15 (4.0)	15 (4.0)
Engine crankcase with filter, change	l (qt)	10.6 (11.2)	10.6 (11.2)	10.6 (11.2)	10.6 (11.2)
Fuel tank	l (gal)	98 (25.9)	98 (25.9)	98 (25.9)	98 (25.9)
Hydraulic system - total capacity	l (gal)	43.5 (11.5)	43.5 (11.5)	43.5 (11.5)	43.5 (11.5)
Hydraulic reservoir capacity	l (gal)	26 (6.9)	26 (6.9)	26 (6.9)	26 (6.9)
<b>Performance</b>					
Lift arm path		Radial	Radial	Vertical	Vertical
Rated operating capacity (SAE)	kg (lbs)	612 (1,350)	703 (1,550)	794 (1,750)	862 (1,900)
Tipping capacity (SAE)	kg (lbs)	1 356 (2,989)	1 406 (3,100)	1 587 (3,500)	1 723 (3,800)
Operating weight (SAE)	kg (lbs)	2 752 (6,067)	2 844 (6,270)	3 011 (6,636)	3 127 (6,894)
Breakout force, lift	kg (lbs)	1 440 (3,175)	1 770 (3,902)	1 570 (3,461)	1 570 (3,461)
Breakout force, curl	kg (lbs)	1 820 (4,012)	1 820 (4,012)	2 140 (4,718)	2 140 (4,718)
<b>Maximum travel speed</b>					
Single speed	km/h (mph)	12 (7.5)	12 (7.5)	12 (7.5)	12 (7.5)
Two speed	km/h (mph)	-	9 / 18.5 (5.6 / 11.5)	9 / 18.5 (5.6 / 11.5)	9 / 18.5 (5.6 / 11.5)
<b>Cycle time</b>					
Raise (lifting)	seconds	2.8	3.2	4.3	4.3
Lower (power down)	seconds	1.4	1.8	2.7	2.7
Curl	seconds	1.4	1.4	1.6	1.6
Dump	seconds	1.8	1.8	2	2



	Units	MC60C	MC70C	MC85C	MC95C
A	Height to hinge pin	mm (in) 3 000 (118.1)	3 000 (118.1)	3 000 (118.1)	3 000 (118.1)
B	Dump height	mm (in) 2 260 (89.0)	2 260 (89.0)	2 260 (89.0)	2 260 (89.0)
C	Dump angle	° 42	42	42	42
D	Dump reach	mm (in) 560 (22.0)	560 (22.0)	860 (33.8)	860 (33.8)
E	Roll back angle	° 30	30	30	30
F	Ground clearance	mm (in) 210 (8.3)	210 (8.3)	210 (8.3)	210 (8.3)
G	Wheelbase	mm (in) 1 070 (42.1)	1 070 (42.1)	1 070 (42.1)	1 070 (42.1)
H	Overall length (L/bucket)	mm (in) 2 740 (107.9)	2 740 (107.9)	2 780 (109.4)	2 780 (109.4)
I	Overall length (W/bucket)	mm (in) 3 490 (137.4)	3 490 (137.4)	3 530 (139.0)	3 530 (139.0)
J	Angle of departure	° 25	25	25	25
K	Overall height	mm (in) 1 980 (78.0)	1 980 (78.0)	1 980 (78.0)	1 980 (78.0)
L	Bucket width	mm (in) 1 520 (59.8)	1 680 (66.1)	1 680 (66.1)	1 680 (66.1)
M	Over tire width (L/bucket)	mm (in) 1 520 (59.8)	1 600 (63.0)	1 600 (63.0)	1 600 (63.0)
O	Turning radius rear	mm (in) 1 650 (65.0)	1 650 (65.0)	1 650 (65.0)	1 650 (65.0)
P	Turning radius front L/bucket	mm (in) 1 010 (39.8)	1 010 (39.8)	1 140 (40.9)	1 140 (40.9)
Q	Turning radius front W/bucket	mm (in) 2 090 (82.3)	2 090 (82.3)	2 090 (82.3)	2 090 (82.3)

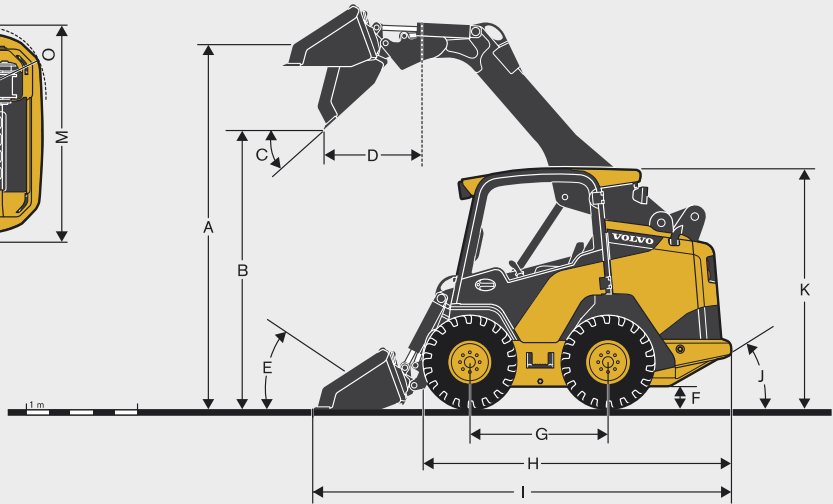
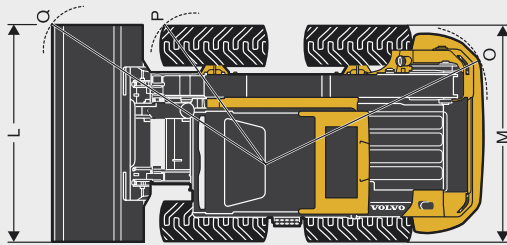
Pallet forks MC60C MC70C MC85C MC95C	Overall height	Overall width		Overall length		Adjustable tine spacing				Pallet fork rating		Overall weight	
		mm	(in)	mm	(in)	mm	(in)	mm	(in)	mm	(in)	kg	(lbs)
PF-42	984 (38.75)	1 194 (45.75)	1 313 (51.7)	229 (9.0)	1 143 (45.0)	2 722 (6,000)	206 (455.0)						
PF-48	984 (38.75)	1 194 (45.75)	1 466 (57.7)	229 (9.0)	1 143 (45.0)	2 722 (6,000)	218 (480.0)						

Data according to bucket type	Bucket	Width		Length		Height		Weight		Heaped cap	
		mm	(in)	mm	(in)	mm	(in)	kg	(lbs)	m <sup>3</sup>	(cf <sup>3</sup> )
		MC60C	General Purpose Bucket	1 372 (54.0)	800 (31.5)	521 (20.5)	136 (300)	0.33 (11.5)			
MC70C	General Purpose Bucket	1 524 (60.0)	800 (31.5)	521 (20.5)	146 (322)	0.36 (12.7)					
MC85C	General Purpose Bucket	1 676 (66.0)	800 (31.5)	521 (20.5)	200 (441)	0.39 (13.9)					
MC95C	General Purpose Bucket	1 829 (72.0)	800 (31.5)	521 (20.5)	215 (473)	0.43 (15.2)					
	Landscape Bucket	1 372 (54.0)	953 (37.5)	521 (20.5)	148 (327)	0.40 (14.2)					
	Landscape Bucket	1 524 (60.0)	953 (37.5)	521 (20.5)	160 (352)	0.45 (15.8)					
	Landscape Bucket	1 676 (66.0)	953 (37.5)	521 (20.5)	217 (479)	0.49 (17.2)					
	Landscape Bucket	1 829 (72.0)	953 (38.0)	521 (20.5)	232 (511)	0.54 (18.9)					
	Multi Purpose Bucket	1 524 (60.0)	953 (37.5)	701 (27.6)	203 (447)	0.35 (12.2)					
	Multi Purpose Bucket	1 676 (66.0)	953 (37.5)	701 (27.6)	259 (572)	0.45 (15.8)					
	Multi Purpose Bucket	1 829 (72.0)	953 (37.5)	701 (27.6)	352 (775)	0.57 (20.0)					

# VOLVO C-SERIES SKID STEER LOADERS IN DETAIL.



	Units	MC110C	MC115C	MC135C
<b>Engine</b>				
Model		Dieselmax TC-55	Dieselmax TC-55	Dieselmax TC-68
Cylinders		4	4	4
Fuel type		Diesel	Diesel	Diesel
Displacement	cm <sup>3</sup> (in <sup>3</sup> )	4 399 <b>(268)</b>	4 399 <b>(268)</b>	4 399 <b>(268)</b>
Aspiration		Turbo	Turbo	Turbo
Cooling system		Water	Water	Water
<b>Horsepower</b>				
SAE gross power	kW (hp)	55.0 <b>(74.0)</b>	55.0 <b>(74.0)</b>	68.6 <b>(92.0)</b>
SAE net power	kW (hp)	54.5 <b>(72.6)</b>	54.5 <b>(72.6)</b>	67.7 <b>(90.3)</b>
@ engine speed	@ rpm	2,200	2,200	2,200
Max. gross torque	Nm (lb-ft)	327 <b>(241)</b>	327 <b>(241)</b>	408 <b>(301)</b>
@ engine speed	@ rpm	1,200	1,200	1,200
Max. no load speed	rpm	2,450	2,450	2,450
<b>Electrical system</b>				
Battery		12 V - 750 CCA	12 V - 750 CCA	12 V - 750 CCA
Alternator	Ah	95	95	95
Starter	kW (hp)	2.0 <b>(2.72)</b>	2.0 <b>(2.72)</b>	2.0 <b>(2.72)</b>
<b>Drivetrain</b>				
Tires/tracks		12 x 16.5 - 10 pr	12 x 16.5 - 10 pr	12 x 16.5 - 10 pr
<b>Hydraulics system-loader</b>				
Std hydraulic pump output flow @ 2,200 rpm	lpm (gpm)	87.0 <b>(23.0)</b>	87.0 <b>(23.0)</b>	87.0 <b>(23.0)</b>
High flow pump output @ rated rpm	lpm (gpm)	135 <b>(35.7)</b>	135 <b>(35.7)</b>	135 <b>(35.7)</b>
Engine speed	@ rpm	2,200	2,200	2,200
System pressure	bar (psi)	230 <b>(3,335)</b>	230 <b>(3,335)</b>	230 <b>(3,335)</b>
<b>Service capacities</b>				
Cooling system	l (gal)	15.5 <b>(4.1)</b>	15.5 <b>(4.1)</b>	15.5 <b>(4.1)</b>
Engine crankcase with filter, change	l (qt)	15.0 <b>(15.9)</b>	15.0 <b>(15.9)</b>	15.0 <b>(15.9)</b>
Fuel tank	l (gal)	103 <b>(27.2)</b>	103 <b>(27.2)</b>	103 <b>(27.2)</b>
Hydraulic system - total capacity	l (gal)	60.0 <b>(15.9)</b>	60.0 <b>(15.9)</b>	60.0 <b>(15.9)</b>
Hydraulic reservoir capacity	l (gal)	26.0 <b>(6.9)</b>	26.0 <b>(6.9)</b>	26.0 <b>(6.9)</b>
<b>Performance</b>				
Lift arm path		Radial	Vertical	Vertical
Rated operating capacity (SAE)	kg (lbs)	1 021 <b>(2,250)</b>	1 179 <b>(2,600)</b>	1 361 <b>(3,000)</b>
Tipping capacity (SAE)	kg (lbs)	2 226 <b>(4,908)</b>	2 471 <b>(5,448)</b>	2 732 <b>(6,024)</b>
Operating weight (SAE)	kg (lbs)	3 679 <b>(8,111)</b>	3 805 <b>(8,389)</b>	4 067 <b>(8,966)</b>
Breakout force, lift	kg (lbs)	2 669 <b>(5,884)</b>	2 669 <b>(5,884)</b>	2 634 <b>(5,809)</b>
Breakout force, curl	kg (lbs)	2 585 <b>(5,699)</b>	2 585 <b>(5,699)</b>	3 260 <b>(7,187)</b>
<b>Maximum travel speed</b>				
Single speed	km/h (mph)	10.9 <b>(6.8)</b>	10.9 <b>(6.8)</b>	10.9 <b>(6.8)</b>
Two speed	km/h (mph)	10.9 / 20 <b>(6.8 / 12.4)</b>	10.9 / 20 <b>(6.8 / 12.4)</b>	10.9 / 20 <b>(6.8 / 12.4)</b>
<b>Cycle time</b>				
Raise (lifting)	seconds	3.5	5.1	5.1
Lower (power down)	seconds	2.3	3.5	3.5
Curl	seconds	1.4	1.4	1.7
Dump	seconds	1.8	1.8	2.3



	Units	MC110C	MC115C	MC135C
A	Height to hinge pin	mm (in)	3 175 (125)	3 175 (125)
B	Dump height	mm (in)	2 460 (96.9)	2 460 (96.9)
C	Dump angle	°	42	42
D	Dump reach	mm (in)	590 (23.2)	870 (34.3)
E	Roll back angle	°	30	30
F	Ground clearance	mm (in)	238 (9.4)	238 (9.4)
G	Wheelbase	mm (in)	1 220 (48.0)	1 220 (48.0)
H	Overall length (L/bucket)	mm (in)	2 940 (115.7)	3 030 (119.3)
I	Overall length (W/bucket)	mm (in)	3 690 (145.3)	3 780 (148.8)
J	Angle of departure	°	28.7	28.7
K	Overall height	mm (in)	2 090 (82.3)	2 090 (82.3)
L	Bucket width	mm (in)	1 820 (71.7)	1 820 (71.7)
M	Over tire width (L/bucket)	mm (in)	1 820 (71.7)	1 820 (71.7)
O	Turning radius rear	mm (in)	1 760 (69.3)	1 760 (69.3)
P	Turning radius front L/bucket	mm (in)	1 010 (39.8)	1 140 (44.9)
Q	Turning radius front W/bucket	mm (in)	2 200 (86.6)	2 200 (86.6)

Pallet forks MC110C MC115C MC135C	Overall height		Overall width		Overall length		Adjustable tine spacing				Pallet fork rating		Overall weight	
	mm	(in)	mm	(in)	mm	(in)	mm	(in)	mm	(in)	kg	(lbs)	kg	(lbs)
PF-42	984	(38.75)	1 194	(45.75)	1 313	(51.7)	229	(9.0)	1 143	(45.0)	2 722	(6,000)	206	(455)
PF-48	984	(38.75)	1 194	(45.75)	1 466	(57.7)	229	(9.0)	1 143	(45.0)	2 722	(6,000)	218	(480)

Data according to bucket type	Bucket	Width				Length		Height		Weight		Heaped cap	
		mm		(in)		mm	(in)	mm	(in)	kg	(lbs)	m <sup>3</sup>	(cf <sup>3</sup> )
		mm	(in)	mm	(in)	mm	(in)	kg	(lbs)	m <sup>3</sup>	(cf <sup>3</sup> )		
MC110C MC115C MC135C	General Purpose Bucket	1 829	(72.0)	800	(31.5)	521	(20.5)	215	(473)	0.43	(15.2)		
	General Purpose Bucket	1 981	(78.0)	800	(31.5)	521	(20.5)	246	(543)	0.47	(16.5)		
	General Purpose Bucket	2 134	(84.0)	800	(31.5)	521	(20.5)	261	(576)	0.50	(17.8)		
	Landscape Bucket	1 829	(72.0)	953	(38.0)	521	(20.5)	232	(511)	0.54	(18.9)		
	Landscape Bucket	1 981	(78.0)	953	(37.5)	521	(20.5)	264	(582)	0.58	(20.5)		
	Landscape Bucket	2 134	(84.0)	953	(37.5)	521	(20.5)	279	(615)	0.63	(22.3)		
	Multi Purpose Bucket	1 829	(72.0)	953	(37.5)	701	(27.6)	352	(775)	0.57	(20.0)		
	Multi Purpose Bucket	1 981	(78.0)	953	(37.5)	701	(27.6)	382	(842)	0.61	(21.7)		
Multi Purpose Bucket	2 134	(84.0)	953	(37.5)	701	(27.6)	401	(884)	0.66	(23.4)			

# EQUIPMENT.

## STANDARD EQUIPMENT

	MC60C	MC70C	MC85C	MC95C	MC110C	MC115C	MC135C
<b>Engine</b>							
4-cylinder, liquid-cooled, 8-valve, indirect-injection diesel engine	•	•	•	•			
4-cylinder, liquid-cooled, 16-valve, direct-injection diesel engine					•	•	•
Meet US EPA-Tier 3, EU St3							•
Meet US EPA-Tier 4i, EU St3B	•	•	•	•	•	•	•
Self-cleaning, dual-element, air cleaner	•	•	•	•	•	•	•
12-Volt heavy-duty starter	•	•	•	•	•	•	•
Alternator with internal regulator	•	•	•	•	•	•	•
Quick cycle engine preheat	•	•	•	•	•	•	•
Engine oil remote drain hose	•	•	•	•	•	•	•
High-capacity radiator	•	•	•	•	•	•	•
Top mounted, tilt-up hydraulic oil cooler	•	•	•	•	•	•	•
Grid heater	•	•	•	•	•	•	•
Foot throttle	•	•	•	•	•	•	•
<b>Lift arm path</b>							
Radial	•	•			•		
Vertical			•	•		•	•
<b>Electrical</b>							
Heavy-duty, maintenance-free battery – 760 CCA		•	•	•			
Heavy-duty, maintenance-free battery – 1000 CCA	•				•	•	•
Engine start/stop key switch	•	•	•	•	•	•	•
Fuel gauge	•	•	•	•	•	•	•
Electronic hand throttle	•	•	•	•	•	•	•
Coolant temperature gauge	•	•	•	•	•	•	•
Hour meter	•	•	•	•	•	•	•
Charge pressure low	•	•	•	•	•	•	•
Engine oil low	•	•	•	•	•	•	•
Voltage low	•	•	•	•	•	•	•
Air flow restricted	•	•	•	•	•	•	•
Seat belt warning with 2-speed engaged		•	•	•	•	•	•
Warning lights	•	•	•	•	•	•	•
Warning lights flash	•	•	•	•	•	•	•
Hydraulic oil temperature high	•	•	•	•	•	•	•
Engine temperature high	•	•	•	•	•	•	•
Fuel low	•	•	•	•	•	•	•
Master electrical shut-off switch	•	•	•	•	•	•	•
In-cab fuse panel accessible without tools	•	•	•	•	•	•	•
2 front and 2 rear 50-Watt work lights (if AC)		•	•	•	•	•	•
2 front and 1 rear 50-Watt work lights (if no AC)		•	•	•	•	•	•
<b>Transmission</b>							
2 servo-assisted variable displacement piston pumps mounted in tandem	•	•	•	•	•	•	•
2 fixed displacement high torque motors	•	•	•	•	•	•	•
<b>Hydraulics</b>							
Lift-arm mounted auxiliary hydraulics	•	•	•	•	•	•	•
Parallel lift / self leveling	•	•	•	•	•	•	•
ISO hand pilot controls	•	•	•	•	•	•	•
Low flow case drain return line	•	•	•	•			

	MC60C	MC70C	MC85C	MC95C	MC110C	MC115C	MC135C
5 micron filter for charge pressure	•	•	•	•	•	•	•
10 micron filter for loader hydraulic return	•	•	•	•	•	•	•
Float function	•	•	•	•	•	•	•
Creep control	•	•	•	•	•	•	•
<b>Safety</b>							
Hydraulic park brake	•	•	•	•	•	•	•
Tilting cab	•	•	•	•	•	•	•
Emergency boom lower valve	•	•	•	•	•	•	•
Lift-arm support strut	•	•	•	•	•	•	•
Full audible and visual warning systems	•	•	•	•	•	•	•
Restraint activated safety system	•	•	•	•	•	•	•
Electric lift and tilt hydraulic lockouts	•	•	•	•	•	•	•
Back-up alarm	•	•	•	•	•	•	•
Emergency exit through front windshield	•	•	•	•	•	•	•
<b>Cab</b>							
Isolation mounted canopy with low left-hand side door and laminated right hand glass	•	•	•	•	•	•	•
ROPS and FOPS	•	•	•	•	•	•	•
Top window	•	•	•	•	•	•	•
Mechanical suspension seat	•	•	•	•	•	•	•
Pod storage area	•	•	•	•	•	•	•
Cup holder	•	•	•	•	•	•	•
12-Volt power accessory outlet	•	•	•	•	•	•	•
Rear view mirror	•	•	•	•	•	•	•
Interior light	•	•	•	•	•	•	•
2" retractable seat belt	•	•	•	•	•	•	•
Operator seat bar	•	•	•	•	•	•	•
<b>Other</b>							
Lockable rear service door and engine cover	•	•	•	•	•	•	•
Lockable fuel cap	•	•	•	•	•	•	•
Mechanical attachment bracket	•	•	•	•	•	•	•

## OPTIONAL EQUIPMENT

	MC60C	MC70C	MC85C	MC95C	MC110C	MC115C	MC135C
<b>Cab</b>							
Heated fully glazed sealed and pressurized cab enclosure, washer/wiper and sliding left hand window	•	•	•	•	•	•	•
Air conditioned/heated fully glazed sealed and pressurized cab enclosure, washer/wiper and sliding left hand window		•	•	•	•	•	•
Air suspension seat, heated, vinyl, with adjustable control pods	•	•	•	•	•	•	•
Air suspension seat, heated, cloth, with adjustable control pods (not available on canopy)	•	•	•	•	•	•	•
3" retractable seat belt	•	•	•	•	•	•	•
2" 3 point retractable seat belt	•	•	•	•	•	•	•
3" 3 point retractable seat belt	•	•	•	•	•	•	•
Radio with Auxiliary input	•	•	•	•	•	•	•

## OPTIONAL EQUIPMENT

	MC60C	MC70C	MC85C	MC95C	MC110C	MC115C	MC135C
Keyless start	•	•	•	•	•	•	•
Immobilizer key (not available with Keyless start)	•	•	•	•	•	•	•
Impact protection laminated glass (for canopy)	•	•	•	•	•	•	•
Impact protection Lexan screen	•	•	•	•	•	•	•
Right hand mesh on canopy (replaces standard laminated glass)	•	•	•	•	•	•	•
Canopy full door with mesh	•	•	•	•	•	•	•
<b>Performance package</b>							
Deluxe pack including:							
- Hydraulic attachment bracket	•	•	•	•	•	•	•
- Boom Suspension System		•	•	•	•	•	•
<b>Controls</b>							
ISO hand pilot 7-way controls	•	•	•	•	•	•	•
<b>Engine</b>							
Spark arrestor muffler	•	•	•	•	•	•	•
Engine block heater 110V	•	•	•	•	•	•	•
Engine block heater 240V	•	•	•	•	•	•	•
Wide core radiator	•	•	•	•	•	•	•
<b>Hydraulics</b>							
High flow auxiliary hydraulic		•	•	•	•	•	•
Left hand mounted auxiliary couplers	•	•	•	•	•	•	•
Low flow case drain return line					•	•	•
<b>Electrical</b>							
Rotating beacon light	•	•	•	•	•	•	•
Road light kit	•	•	•	•	•	•	•
Anti-theft keypad	•	•	•	•	•	•	•
<b>Tires</b>							
Standard duty lug tires	•	•	•	•	•	•	•
Heavy-duty lug tires	•	•	•	•	•	•	•
Heavy-duty wide flotation lug tires	•	•	•	•	•	•	•
Non-pneumatic solid tires	•	•	•	•	•	•	•
Non-pneumatic cushioned solid tires	•	•	•	•	•	•	•
<b>Other</b>							
2-speed travel		•	•	•	•	•	•
Twine cutter	•	•	•	•	•	•	•
Hardide pivot pins (arm to coupler)	•	•	•	•	•	•	•
Travel lock kit	•	•	•	•	•	•	•
<b>Segment protection packages</b>							
Equip your Skid Steer Loader with special application packages, including:							
- FOPS level 2 roof guard							
- Front screen guard							
- Heavy duty rear bar							
- Lexan screen							
- etc							
Contact your local dealer for more info							

## SELECTION OF VOLVO OPTIONAL EQUIPMENT

Heated cab with air conditioning for year-round comfort



Choice of Tire to best suit your job



High flow auxiliary hydraulics



2-speed option helps you get the job done faster



Volvo hydraulic attachment bracket allows the operator to change attachment from the seat (Included in the Deluxe package)



# VOLVO CONSTRUCTION EQUIPMENT



Volvo Construction Equipment is different. Our machines are designed, built and supported in a different way. That difference comes from an engineering heritage of over 175 years. A heritage of thinking first about the people who actually use the machines. About how to help them be safer, more comfortable, more productive. About the environment we all share. The result of that thinking is a growing range of machines and a global support network dedicated to helping you do more. People around the world are proud to use Volvo.

Not all products are available in all markets. Under our policy of continuous improvement, we reserve the right to change specifications and design without prior notice. The illustrations do not necessarily show the standard version of the machine.

## **VOLVO**

**Volvo Construction Equipment**  
[www.volvoce.com/na](http://www.volvoce.com/na)

Ref. No. VOE2210009260  
Printed in USA 06/12 - 0,0  
Volvo, Asheville  
Copyright © 2012 Volvo

English  
USA